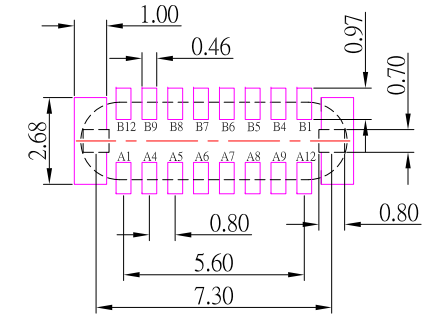
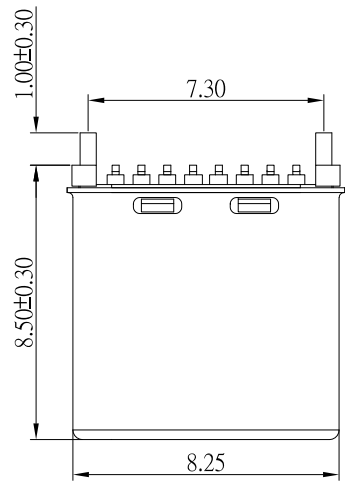




SBC-161VS5-20x-271

鍍層厚度:

Blank : 1u"
2 : 15u"
3 : 30u"



P.C.B. LAYOUT

**SPECIFICATIONS**

**Electrical:**

1. Rating: 3.0 A
2. Dielectric Withstand Voltage: 100V AC
3. Contact Resistance: 40 mΩ Max
4. Insulation Resistance: 100 MΩ Min

**Mechanical:**

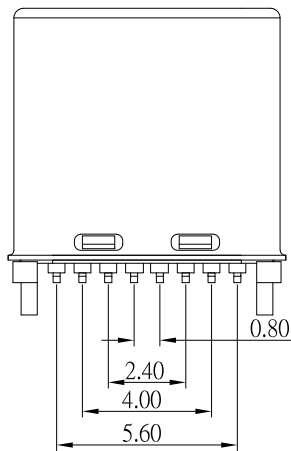
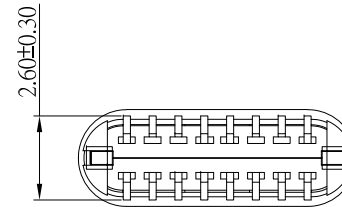

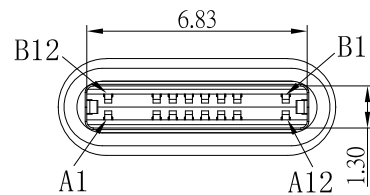
1. Connector Mate and Unmate Force
  - 1.1 Mate force: 5~20 N
  - 1.2 Unmate force: 8~20 N

**Material:**

1. Housing: LCP
2. Contact: Brass
3. Shell: SUS

**Finish:**

1. Contact: Plated Gold in Mating Area ;  
Tin Plated on Solder Balls ;  
Nickel under plated overall
2. Shell: Nickel under Plated surface layer



**CONTACT** 建倚科技股份有限公司  
**CONTACT TECHNOLOGY CORP.**

TOLERANCE UNLESS OTHERWISE STATED :	Up to 5 ±0.2	Above 5 ~ 15 ±0.3	Above 15 ~ 30 ±0.4	Above 30 ~ 50 ±0.5	Angle ±0.3	3RD. ANGEL'S	UNITS	MM
-------------------------------------	--------------	-------------------	--------------------	--------------------	------------	--------------	-------	----

DRAWN BY:	DATE	MATL	TITLE	CONNECTOR
Jack Lu	09/19/24	FINISH	MODLE	USB C TYPE 2.0 Male 直立式磁吸H8.5 SMT
CHECKED BY:	DATE	SCALE	DWG NO.	SBC-161VS5-20x-271
Jacky Chen	09/19/24	1 : 1	PART NO.	SBC-161VS5-20x-271
APPROVED BY:	DATE	SHEET NO.	1 of 1	
Tony Kao	09/19/24			